

JANUARY 2021

Daily literacy-building

activities to share with your child.

SUNDAY

MONDAY


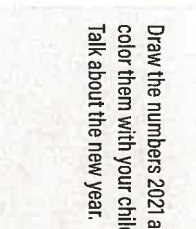

TUESDAY

WEDNESDAY

THURSDAY

FRIDAY

SATURDAY



3 TALKING

Have a conversation about winter. Ask your child, "What is your favorite thing about winter?" Tell what your favorite thing is about winter.

4 SINGING

Sing "The Rhyming Word" song. (Words are on the back.)



5 COUNTING

Weigh your child and write it here _____. Save the calendar and measure again in June.

6 READING

Visit the library (or the library's website if the building is not open) and check out a book.

7 WRITING

With your child write (and talk about) important dates on a 2021 calendar.



8 PLAYING

Create a small obstacle course and give your child directions. Go around the chair, go over the book, pick up the spoon, turn around, and come back.

9 TALKING

Talk about colors. Ask your child what their favorite color is and share what your favorite color is. Talk about things that are those colors.

10 SINGING

Pick a song your child is familiar with and act it out while it is playing.

11 COUNTING

Measure your child's height and write it here _____. Save the calendar and measure again in June.

12 READING

Use your finger to follow along with the words as you read aloud to your child today.



13 MEASURING

With your child write "Birthday" on each day in 2021 that is the birthday of a family member. Talk about what you are doing.

14 PLAYING

Play "Follow the Leader." Do things and ask your child to do the same. Touch your head. Turn around. Sit down.

15 TALKING

Talk about food. Which food do you each think is the most delicious? What do you want to have for dinner? Sit down.

16 SINGING

Make up silly songs about everyday activities. This is the way we make the bed, make the bed, make the bed, This is the way we brush our teeth, etc.

17 COUNTING

Count snacks. How many crackers are there?



18 READING

Be a reading role model. Let your child catch you reading a book, a newspaper, or a magazine.

19 WRITING

Write a list of things to do today. Have your child check off each as it is completed.

20 PLAYING

Go on a scavenger hunt. Look for things that begin with S. Shoe, sock, soap.



21 TALKING

Take out a few ice cubes. Put them in separate small bowls. Help your child place them around your home, including outside. Talk about which melts first.

22 SINGING

Sing a favorite song in a loud voice and then a quiet voice.

23 COUNTING

Measure your feet day! Line up all the family's shoes and boots. Whose are biggest? The smallest?

24 READING

Read a book about winter.

25 WRITING

Draw the outline of your child's hand on a piece of paper. Write the date and have your child "sign" the drawing. Save it.

26 PLAYING

Let's dance! Play favorite songs that will inspire your child to do different things like jump and spin around.

27 TALKING

Say the nursery rhyme "Hey Diddle Diddle." (Words are on the back.) Talk about how funny it is. The cow jumps over the moon? The little dog laughs? The dish runs away with the spoon?

28 SINGING

Take turns singing parts of the ABC song. Sing it fast and sing it slow.

29 COUNTING

Say the "Five Little Snowmen" rhyme. (Words are on the back.)

30 READING

Ask your child questions while you read to them today. What do you think will happen next? Where did the little dog go?

Make an alphabet poster with large and colorful letters.

You have been your child's teacher from the day he or she was born.

You know more about your child than anyone else, and you are in the best position to help your child get ready to read. Whether your child is four days old or four years old, it is not too early or too late to help him or her develop pre-reading skills. You can help your child learn language and other early literacy skills with simple and fun activities like those in this calendar.

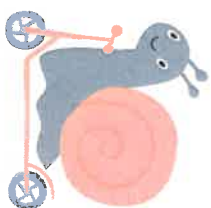
THE RHYMING WORD SONG

Do you know two rhyming words, rhyming words, rhyming words?

Do you know two rhyming words? They sound a lot alike.

Cat and bat are rhyming words, rhyming words, rhyming words

Cat and bat are rhyming words. They sound a lot alike.



CHANGE UP THE RHYMING WORDS TO CREATE NEW VERSES. FOR EXAMPLE:

Play and day are rhyming words, rhyming words, rhyming words ...

HEY DIDDLE DIDDLE

Hey Diddle Diddle

The Cat and the Fiddle

The Cow Jumped Over the Moon

The Little Dog Laughed

To See Such Sport

And the Dish Ran Away with the Spoon

FIVE LITTLE SNOWMEN

Five little snowmen standing in a row,

(Hold up five fingers)

Each had a hat and a big red bow,

(Put hands on head and then neck)

Out came the sun and stayed all day,

(Circle arms overhead)

And one little snowman melted away,

(Slump down)

REPEAT WITH 4, 3, 2, 1. UNTIL NO SNOWMEN ARE LEFT.



Books to Read this Month

Check out these books at the library. If they are not available, ask the librarian for a recommendation.

FOR READERS AGES 0-3

Besos for Baby

by Jen Arena

(Text is in English and Spanish)

"More, More, More," Said the Baby

by Vera B. Williams

FOR READERS AGES 3+

Arctic Animals

by Jill McDonald

A Big Bed for Little Snow

by Grace Lin

