








MAY 2021

Daily literacy-building

activities to share with your child.

SUNDAY	MONDAY	TUESDAY	WEDNESDAY	THURSDAY	FRIDAY	SATURDAY
<p>2 PLAYING</p> <p>Go on an outside scavenger hunt. Bring a list and check off the things you see.</p>	<p>3 TALKING</p> <p>Say as many words as you can that rhyme with "May."</p> 	<p>4 SINGING</p> <p>Use a homemade shaker and shake it to the beat of songs.</p>	<p>5 COUNTING</p> <p>Go for a walk. Take two big steps. Take three large steps. Count how many steps from your door to the sidewalk.</p>	<p>6 READING</p> <p>Ask your child to "read" to you by telling you their own story based on pictures in a book.</p> 	<p>7 READING</p> <p>Make a Mother's Day card and have your child sign their name.</p> 	<p>8 PLAYING</p> <p>Play "Riddle Me." I'm big, yellow, and hot. What am I? Yes! I am the sun!</p>
<p>9 TALKING</p> <p>Talk about feelings you felt today. What made you laugh today?</p>	<p>10 SINGING</p> <p>Sing "The Farmer Plants the Seeds." (Words are on the back.)</p>	<p>11 COUNTING</p> <p>Sing the "The Ants Go Marching." (Words are on the back.)</p> 	<p>12 READING</p> <p>Draw out a story on 4-5 small pieces of paper. Help your child put the papers in proper sequence to tell the story.</p>	<p>13 PLAYING</p> <p>Playing with play dough strengthens muscles needed for writing. Roll dough into balls, press fingers into the dough, and make shapes.</p>	<p>14 PLAYING</p> <p>Play a rhyming game, where you choose a word and then come up with as many rhyming words as you can. Dig, frog, hog, log</p>	<p>15 TALKING</p> <p>Look for signs of spring. Go for a walk and talk about what you see. Point out new grass, birds, first flowers, leaf buds</p>
<p>16 SINGING</p> <p>Sing a favorite song. Sing it fast, sing it slow. Sing it loud. Whisper it.</p>	<p>17 COUNTING</p> <p>Ask questions about what is heavier. Does an orange or a grape weigh more? Is Mom's jacket or your jacket heavier?</p>	<p>18 READING</p> <p>Look into your library's summer reading program.</p> 	<p>19 WRITING</p> <p>Draw a large alphabet. Have your child practice finger tracing while you say the letters out loud.</p>	<p>20 PLAYING</p> <p>Go on an outside scavenger hunt. Look for shapes. How many different shapes can you find?</p> 	<p>21 TALKING</p> <p>Today is Friday. Talk about the days of the week. What will your family do this weekend?</p>	<p>22 SINGING</p> <p>Play children's songs. Sing and dance together.</p> 
<p>23 COUNTING</p> <p>Draw numbers on the sidewalk with chalk.</p>	<p>24 READING</p> <p>Have your child tell you a story about pictures they draw.</p>	<p>25 WRITING</p> <p>Help your child begin to recognize words for a few common objects by labeling them. Shoe, Table, Door</p>	<p>26 PLAYING</p> <p>Set up an obstacle course and give your child directions. Run to the park bench. Jump over the stick. Touch the ground. Come back to me.</p>	<p>27 TALKING</p> <p>When reading a book today stop before you get to the end and ask your child what they think will happen next.</p>	<p>28 SINGING</p> <p>You, ABCDEFG Child, HIJKLMNO? Continue taking turns to finish the alphabet.</p>	<p>29 COUNTING</p> <p>Count the number of eggs in a carton. Explain that 12 items together is also called a dozen.</p>
<p>30 READING</p> <p>Come up with rhyming words throughout the day.</p>	<p>31 READING</p> <p>Scribble together on sheets of scrap paper.</p>					

Good readers have a large vocabulary.

Knowing lots of words helps children better understand what they read. You can help your children learn lots of words by:

- Having plenty of conversations. Take turns talking. It is important for you to ask questions and listen to what your children say in response.
- Read together! A lot!
- Make connections. Connect what you are reading in books to their lives. "Yes, Grandma has a black cat, too."
- Repetition. Children often love to read the same book over and over. This is a good thing as repeated readings help build vocabulary.



ANTS GO MARCHING


The ants go marching one by one, hurrah, hurrah.
The ants go marching one by one, hurrah, hurrah.
The ants go marching one by one,
The little one stops to eat a plum.
And they all go marching down,
To the ground, to get out, of the rain.
BOOM BOOM BOOM

Two by two. Tie its shoe.
Three by three. Climb a tree.
Four by four. Shut the door.
Five by five. Take a dive.
Six by six. Pick up sticks.
Seven by seven. Tie a ribbon.
Eight by Eight. Close the gate.
Nine by Nine. Check the time.
Ten by Ten. Say THE END.

THE FARMER PLANTS THE SEEDS

Sing to the tune "The Farmer in the Dell"

The Farmer plants the seeds,
The Farmer plants the seeds, *(Pretend to plant seeds)*
Hi, ho, the dairy-o,
The farmer plants the seeds.
The sun comes out to shine... *(Make large circle with arms)*
The rain begins to fall...
(Hands flutter up and down)
The seeds begin to grow... *(Stand up tall)*
The farmer picks the crops... *(Pretend to pick crops)*
We all sit down to eat...
(Pretend to eat)



Books to Read this Month

Check out these books at the library. If they are not available, ask the librarian for a recommendation.

FOR READERS AGES 0-3

We Sang You Home

by Richard Van Camp

Oh No, Georgel!

by Chris Haughton

FOR READERS AGES 3+

Birdsong

by Julie Flett

The Book Hog

by Greg Pizzoli

