

FEBRUARY 2022

Daily literacy-building activities to share with your child.


SUNDAY



6 READING

Pick a book to read together. Stop reading before the end and ask your child, "What do you think will happen?"


MONDAY



7 WRITING

Let your child scribble and draw. Encourage them to "sign" their name on the drawing.

TUESDAY



1 WRITING

Use a blue crayon to keep a list of all the blue things you see today.
Blue sky. Blue book. Blue cup.

WEDNESDAY



2 PLAYING

Play the yes-no game!
*Is the sky purple?
Is the cat pink?
Is the door closed?*

THURSDAY



3 TALKING

Ask your child questions that have more than a yes or no answer.
What is something fun we did today and what can we do tomorrow?


FRIDAY



4 SINGING

Clap along to a favorite song. Emphasize the slow parts and the fast parts.

SATURDAY



5 COUNTING

Look at a calendar together. Count the number of days until Valentine's Day. Draw a heart around February 14.

6 READING
Pick a book to read together. Stop reading before the end and ask your child, "What do you think will happen?"

7 WRITING
Let your child scribble and draw. Encourage them to "sign" their name on the drawing.

8 PLAYING
Go on a scavenger hunt. Look for things that are red like stop signs, blankets, shirts, socks, and Valentine's Day decorations.

9 TALKING
Sit on the floor and imagine you are going to the moon in a rocket ship. What do you see?
There goes a house, there go the clouds, here's the moon!

10 SINGING
Say or sing "Zoom Zoom Zoom" together.
(Words are on the back.)

11 COUNTING
Count your steps today. From the bedroom to the kitchen. From the front door to the corner and then from there all the way back home.

12 READING
Pick a letter of the day. Look for it everywhere today: on license plates, at the grocery store, and in books you are reading together.

13 WRITING
Sing the "Alphabet Song" slowly and write the letters in the air with your fingers as you sing.
(Words are on the back.)

14 PLAYING
Happy Valentine's Day! Play musical hearts. Place numbered paper hearts on the floor. Call out numbers for your child to run to.

15 TALKING
Talk about your family's plans for today. What is your child excited to do or see?


16 SINGING
Sing or Say "The More We Get Together."
(Words are on the back.)

17 COUNTING
Recite the rhyme, "One, Two, Buckle My Shoe."
(Words are on the back.)


18 READING
Look at the covers of books before reading them. Talk about what the books might be about.

19 WRITING
Trace shapes and letters in a shallow tray of flour, salt, or baking soda.


20 PLAYING
Make a tent out of blankets and pretend to be camping in the forest. Draw maps and use them to take hikes around your house.

21 TALKING
Introduce a new word to describe how you feel. Say "I am delighted" rather than "I am happy."

22 SINGING
Sing a favorite song together. Change the words to make it silly or to incorporate your child's name.


23 COUNTING
Play store. Set up a little store with items in your house and take turns being the shopper and the checkout clerk.


24 READING
Point out signs everywhere today. Explain what they say and how they help.



25 WRITING
Make a chart of family preferences. List family member names and their favorite colors, flavors of ice cream, fruit, etc.

26 PLAYING
Use masking tape to make lines or shapes on the floor. Walk along the tape like a pretend balance beam.


27 TALKING
Talk about concepts like "on" and "off" when you put on and take off hats and jackets.


28 SINGING
Make music with things you have in the house—pots, pans, spoons—and sing and dance to the music you make.










How we read to children is as important as how often we read to them.

No matter what your child's age, reading together with your child—or shared reading—is the single most important activity that you can do to help your child get ready to read. Engage your child in back and forth conversations about the books you read. Children learn more words when they have the opportunity to respond to questions. If English is not your first language, speak to your child in the language you know best. This allows you to explain things to your child more fluently.

ZOOM, ZOOM, ZOOM

Zoom Zoom Zoom,
We're going to the moon,
(point to the sky)

Zoom Zoom Zoom,
We're leaving very soon,
If you want to take a trip,
Climb aboard my rocket ship,

Zoom Zoom Zoom,
We're going to the moon,
(point to the sky)

Zoom Zoom Zoom,
We're leaving very soon.

10, 9, 8, 7, 6, 5, 4, 3, 2, 1 Lift off!
(children can jump up or lift baby up)

ALPHABET SONG

A-B-C-D-E-F-G
H-I-J-K-L-M-N-O-P
Q-R-S ... T-U-V
W - X ... Y and Z
Now I know my ABCs
Next time won't you sing with me?

THE MORE WE GET TOGETHER

The more we get together
Together, together
The more we get together
The happier we'll be
'Cause your friends are my friends
And my friends are your friends
The more we get together
The happier we'll be

ONE, TWO, BUCKLE MY SHOE

One, two; buckle my shoe.
Three, four; shut the door.
Five, six; pick up sticks.
Seven, eight; don't be late.
Nine, ten; do it over again!



Books to Read this Month

Check out these books at the library. If they are not available, ask the librarian for a recommendation.

FOR READERS AGES 0-3

Whose Toes Are Those?

by Jabari Asim

The Pout-Pout Fish

by Deborah Dissen

FOR READERS AGES 3+

Bee-bim Bop!

by Linda Sue Park

iVamos!

Let's Go Eat

By Raúl the Third

