









MARCH 2022

Daily literacy-building activities to share with your child.

| SUNDAY | MONDAY | TUESDAY | WEDNESDAY | THURSDAY | FRIDAY | SATURDAY |
|--|---|---|---|--|---|---|
| <p>6 READING</p> <p>As you read, point out a picture and talk about it.</p> <p><i>That's a tree. Trees have branches and leaves. Birds sometimes build nests in them.</i></p>  | <p>7 WRITING</p> <p>Pick a letter of the alphabet and practice tracing it.</p>  | <p>1 WRITING</p> <p>Using masking tape, write your child's name in large letters on the floor. Trace each letter by walking on it or by pushing a toy car.</p> | <p>2 PLAYING</p> <p>Sit together comfortably on the floor and pretend you are in an airplane. What do you see? Clouds, birds, buildings way below?</p> | <p>3 TALKING</p> <p>Find words that begin with "M" today, like Mom, March, Milk, Mud, Macaroni.</p>  | <p>4 SINGING</p> <p>Sing about what you are doing.</p> <p><i>This is the way we eat our food, eat our food, eat our food. This is the way we put on our shoes, etc.</i></p> | <p>5 COUNTING</p> <p>Have your child help you prepare a recipe by helping measure and count cups and spoonfuls.</p> |
| <p>13 WRITING</p> <p>Invite your child to help you write an email or text message to a relative. Show how you pick out the letters on the keyboard.</p> | <p>14 PLAYING</p> <p>Line up chairs and pretend to drive a city bus. Take turns driving and being the passenger. Call out the stops!</p> | <p>8 PLAYING</p> <p>Pretend you and your child are diving in the ocean. What might you see? Describe the beautiful marine life you see.</p> | <p>9 TALKING</p> <p>Point to and name body parts.</p> <p><i>Where is your mouth? Where are your ears? Where are your toes?</i></p> | <p>10 SINGING</p> <p>Gather some household items to use as instruments. Have a fun parade marching around the house singing and making music.</p> | <p>11 COUNTING</p> <p>Say or sing "Five Little Froggies."</p> <p><i>(Words are on the back.)</i></p>  | <p>12 READING</p> <p>Show your child a selection of books. Ask which they'd like to read first, second, etc.</p>  |
| <p>20 PLAYING</p> <p>Pretend to be birds. Flap your wings and whistle and tweet! Talk about your favorite birds.</p>  | <p>21 TALKING</p> <p>Spring is here! Talk about what to expect in Springtime like warmer weather, rain and mud, flowers and trees beginning to blossom.</p> | <p>22 SINGING</p> <p>Sing and dance "The Hokey Pokey."</p> <p><i>(Words and actions are on the back.)</i></p> | <p>23 COUNTING</p> <p>Place several objects on a table. Talk about which is largest, which is heaviest, which is smallest.</p> | <p>24 READING</p> <p>Make labels for common items in your home. Tell your child what they say as you hang them up together. Chair, table, door, floor, etc.</p> | <p>25 WRITING</p> <p>Create a writing box together. Include paper and crayons. Decorate the outside and leave it within easy reach of your child.</p> | <p>26 PLAYING</p> <p>Make a tent with sheets and furniture. Pretend you are camping. What do you see? What do you hear?</p>  |
| <p>27 TALKING</p> <p>Say a favorite rhyme but leave off the last word. Have your child finish the sentence.</p> | <p>28 SINGING</p> <p>Play or sing your favorite song together. Sing it fast, sing it slow. Sing it loud, sing it in a whisper.</p> | <p>29 COUNTING</p> <p>Collect a variety of rocks and pebbles. Write numbers on each. Help your child put them in order.</p> | <p>30 READING</p> <p>Help your child notice words as you go through your day. Point out street signs, words on food cartons, signs on shops, billboards, and more.</p> | <p>31 WRITING</p> <p>Draw and decorate the alphabet together. Say each letter aloud as you work on it.</p>  | | |

Playing to learn new words.

Play is one of the best ways for children to learn language and literacy skills. Play helps children feel a sense of accomplishment and self-confidence. This motivates them to try new experiences and not to give up when something seems difficult. Also, it's fun!

FIVE LITTLE FROGGIES

Five little froggies sat on a shore.

(Crouch like a frog)

One went for a swim, then there were four.

(Pretend to leap and swim off)

Four little froggies

(Crouch like a frog)

Looked out to sea.

(Put your hand at brow and look out to sea)

One went swimming, and then there were three.

(Pretend to leap and swim off)

Three little froggies said, "What can we do?"

One jumped in the water, then there were two.

(Pretend to leap and swim off)

Two little froggies sat in the sun.

(Crouch like a frog)

One swam off, and then there was one.

(Pretend to leap and swim off)

One little froggie said "This is no fun!"

He dived in the water, and then there were none!

HERE IS THE BEEHIVE

Here is the beehive. *(Make a fist)*

Where are the bees?

Hiding inside where nobody sees.

Watch them come creeping out of the hive,

One, two, three, four, five *(Release one finger at a time from the fist/hive)*

from the fist/hive)

BUZZ-ZZZ *(Wiggle fingers)*

THE HOKEY POKEY

You put your right foot in

You take your right foot out.

You put your right foot in

And you shake it all about.

You do the hokey pokey

And you turn yourself around.

That's what it's all about.

REPEAT WITH "LEFT FOOT," "RIGHT HAND," "LEFT HAND," AND "WHOLE SELF"!



Books to Read this Month

Check out these books at the library. If they are not available, ask the librarian for a recommendation.

FOR READERS AGES 0-3

Hello, World! Birds

by Jill McDonald

Little You

by Richard Van Camp

FOR READERS AGES 3+

My Tiny Pet

by Jessie Hartland

The Gruffalo

by Julia Donaldson

